



District Report Card: 2017


State: Lakshadweep	District: Lakshadweep
Class: 3	Subject: Mathematics
Schools: 33	Students: 928


Participation/Coverage


Students

<div>GENDER</div> <div></div>	Boys				Girls			
	Number		%		Number		%	
	522		56.25		406		43.75	

<div>AREA</div> <div></div>	Rural				Urban			
	Number		%		Number		%	
	582		62.72		346		37.28	

<div>CATEGORY</div> <div></div>	SC		ST		OBC		GEN	
	Number	%	Number	%	Number	%	Number	%
	0	0.00	914	98.49	14	1.51	0	0.00

<div>CWSN</div> <div></div>	LD	VI	HI	S&LD	ID	Oth
	1	2	0	3	5	1

<div>Management</div> <div></div>	Government			Government-aided		
	Number		%	Number		%
	928		100.00	0		0.00

Average Performance of Students in Mathematics (%)

Overall	Gender		Area		Management		Social Group			
	Male	Female	Rural	Urban	Govt.	Aided	SC	ST	OBC	GEN
57.30	57.47	57.08	59.64	53.35	57.30	0.00	0.00	57.32	56.19	0.00

Performance on Learning Outcomes (LOs)

Learning Outcomes	Description	Average Performance(%)
M301	Reads and writes numbers up to 999 using place value	59.55
M302	Compares numbers up to 999 based on their place values	72.09
M303	Solves simple daily life problems using addition and subtraction of three digit numbers with and without regrouping	48.88
M304	Constructs and uses the multiplication facts (up till 10) in daily life situations	48.44
M305	Analyses and applies an appropriate number operation in the situation/ context	53.02
M306	Explains the meaning of division facts by equal grouping/sharing and finds it by repeated subtraction	41.92
M309	Identifies and makes 2D-shapes by paper folding, paper cutting on the dot grid, using straight lines etc.	87.77
M311	Fills a given region leaving no gaps using a tile of a given shape	55.15
M312	Estimates and measures length and distance using standard units like centimeters or meters & identifies relationships	22.73
M317	Reads the time correctly to the hour using a clock/watch	63.47
M318	Extends patterns in simple shapes and numbers	51.89
M319	Records data using tally marks, represents pictorially and draws conclusions	75.97

Range of Performance of Students who Answered Correctly							
Below 30%		30% - 50%		50% - 75%		Above 75%	
Number	%	Number	%	Number	%	Number	%
96	10.34	248	26.72	403	43.43	181	19.50

Lowest Performing Learning Outcomes (LOs)

- 1 - Estimates and measures length and distance using standard units like centimeters or meters & identifies relationships (22.73)
- 2 - Explains the meaning of division facts by equal grouping/sharing and finds it by repeated subtraction (41.92)
- 3 - Constructs and uses the multiplication facts (up till 10) in daily life situations (48.44)
- 4 - Solves simple daily life problems using addition and subtraction of three digit numbers with and without regrouping (48.88)
- 5 - Extends patterns in simple shapes and numbers (51.89)